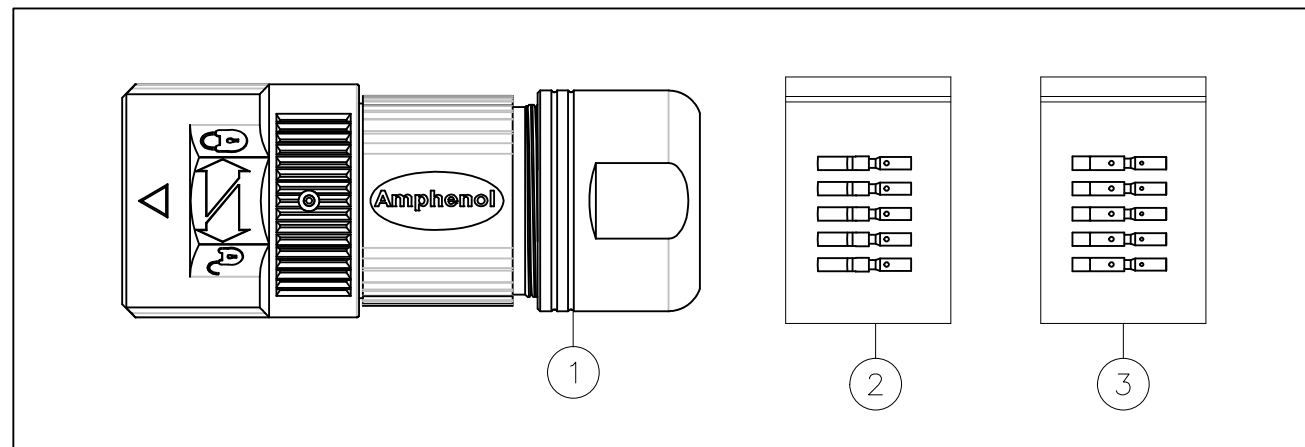
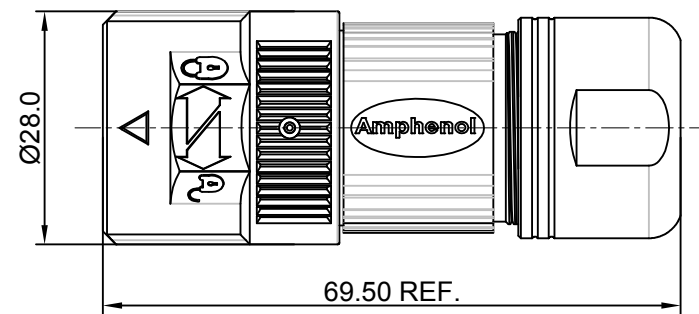
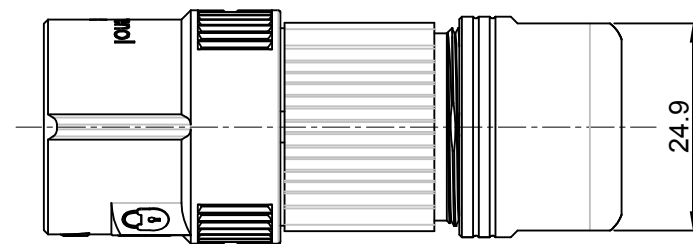
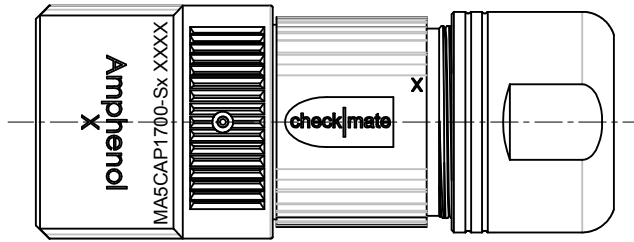
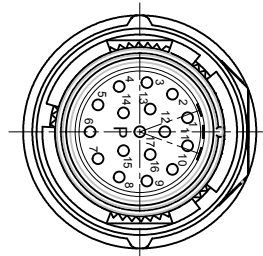


P type, Normal Key



REVISIONS					
REV	ECO	DESCRIPTION	DATE	BY	APPR
A1	-	FIRST RELEASE	Nov.6,2017	White	Tommy

NOTES: UNLESS OTHERWISE SPECIFIED

- MATERIAL:
 INSULATION INSERT: PA66,UL94 V0
 SEAL: VITON, EPDM
 HOUSING BODY: ZINC DIE CAST, NICKEL PLATED
 COUPLING NUT: ZINC DIE CAST, NICKEL PLATED
 CONTACT: COPPER ALLOY, GOLD PLATED
- SPECIFICATIONS:
 2.1 CURRENT RATING: 9 AMPS
 2.2 VOLTAGE RATING: 125 V AC/DC
 2.3 CONTACT RESISTANCE: <5 mOHMS
 2.4 OPERATING TEMPERATURE: -20°C TO +130°C
 2.5 DIELECTRIC WITHSTANDING VOLTAGE: LESS THAN 2 MILLIAMPS CURRENT LEAKAGE @ 2500 VOLTS AC.
 2.6 DEGREE OF PROTECTION: IP67 (MATED CONDITION)
 2.7 DEGREE OF POLLUTION: 3 PER UL840
 2.8 OVERVOLTAGE CATEGORY: III PER UL840
 2.9 MATING CYCLE DURABILITY: >500 CYCLES
 2.10 RoHS COMPLIANT

3. ALL DIMENSIONS ARE FOR REFERENCE USE ONLY.

Item	Part number	Connector P/N	Cable OD Range
1	MA5CAP1700S-S1-KIT	MA5CAP1700-S1	4.5~7.5 mm
2	MA5CAP1700S-S2-KIT	MA5CAP1700-S2	7.5~11.0 mm
3	MA5CAP1700S-S3-KIT	MA5CAP1700-S3	11.0~15.0 mm

17	SC000030	CONTACT, SOCKET, Ø1.0mm,CRIMP 24~28AWG	3
17	SC000044	CONTACT, SOCKET, Ø1.0mm,CRIMP 18~22AWG	2
1	MA5CAP1700-Sx	CONNECTOR	1
QUANTITY	PART NUMBER	DESCRIPTION	ITEM

MATERIALS LIST			
SIGNATURES		DATE	
DRAWN:	White	Nov.6,17	
CHECKED:	Tod	Nov.6,17	
ENGINEER:			
APPROVAL:	Tommy	Nov.6,17	
MATERIAL SPECIFICATIONS:			
PROCESS SPECIFICATIONS:			
NEXT ASSY:			
UNLESS OTHERWISE SPECIFIED 1) All dimensions are in metric(mm). 2) Tolerances are as follows: 1 PL DEC ±0.30 Fractions ±1/64 2 PL DEC ±0.15 Angles ±1° 3 PL DEC ±0.08			
3) Note reference =			
Sine Systems - www.amphenol-sine.com 44724 Morley Drive Clinton Township, MI 48036			
KIT;M23A,PLUG,STR,17P,P TYPE, CHECKMATE			
SIZE	TYPE	DWG NO:	REVISION
B	C-	MA5CAP1700S-Sx-KIT	A1
SCALE: NONE		SHEET 1 OF 1	

TITLE: KIT;M23A,PLUG,STR,17P,P TYPE, CHECKMATE

DWG NO: MA5CAP1700S-Sx-KIT

REV: A1

SH: 1

OF: 1