

Features

- Low loss
- Flat Low Ripple
- High Rejection

Description

Surface mount, silver (Ag) coated ceramic duplexer. Developed for use in DCS infrastructure applications.

Weight: 3.0 grams typical

Material: Filter is composed of a ceramic block plated with Ag and a shield made of nickel silver plated steel.

Filter complies with RoHS standards.



Electrical Specifications

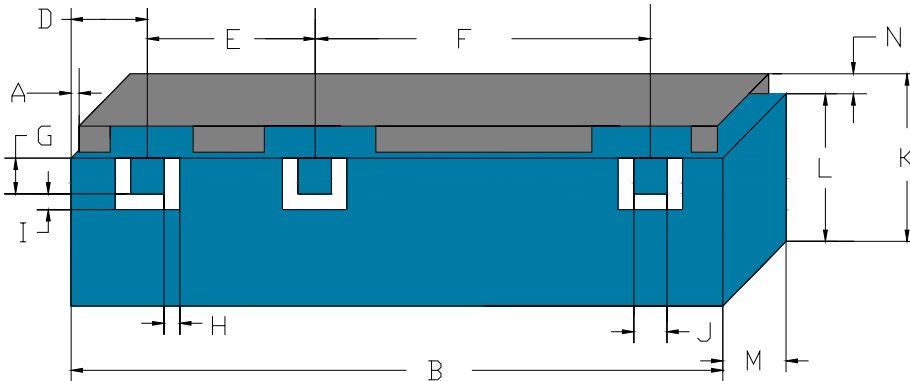
Parameter	Frequency MHz	Typical @ 25°C	Specification @ 25°C	Spec over -40°C to +85°C
Low Band Response (S21)				
Passband lloss	1710 - 1755	-1.60	-2.00	-2.20
Passband Ripple	1710 - 1755	1.00	1.40	1.50
Passband Return Loss @ Port 1	1710 - 1755	-15.0	-13.5	-13.5
Passband Return Loss @ Port 2	1710 - 1755	-15.0	-13.5	-13.5
	1680 - 1690	0.5	0.0	0
	1805 - 1850	-54.0	-51.0	-50.0
	3420 - 3510	-6.0	-5.0	-5.0
Low Band Response (S21)				
Passband lloss	1805 - 1850	-1.90	-2.10	-2.30
Passband Ripple	1805 - 1850	1.00	1.40	1.50
Passband Return Loss @ Port 1	1805 - 1850	-15.00	-13.50	-13.50
Passband Return Loss @ Port 2	1805 - 1850	-15.00	-13.50	-13.50
Attenuation	1710 - 1755	-54.00	-51.00	-50.00
	1870 1880	2.5	-1	-1
	3610 - 3700	-15.00	-13.00	-13.00
Isolation (S23)				
Rejection @ Low Band	1710 - 1755	-55.0	-51.0	-50.0
Rejection @ Low Band	1755 - 1805	-42.0	-40.0	-40.0
Rejection @ Low Band	1805 - 1850	-58.0	-50.0	-50.0
Power Into any Port		5 W Max		

Note: Supplier shall test each filter to the critical electrical specifications of the above table. Any subsequent audits may deviate from in value due to measurement repeatability among different test systems. Such deviations shall not exceed the following limits:

Specification Allowance	
Insertion Loss	0.1 dB
Return Loss	1.0 dB
Stopbands	1.0 dB

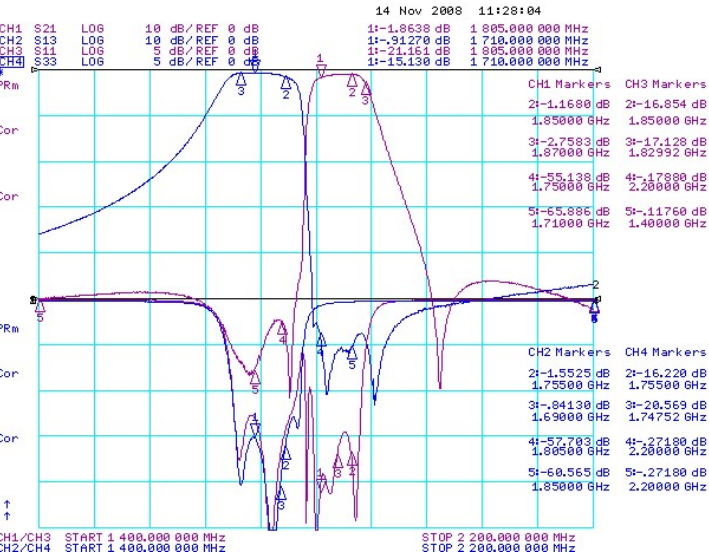
*This product is covered by one or more of the following U.S. and foreign patents including: US 4,692,726;US 4,742,562; US 4,800,348;US 4,829,274;US 5,146,193;EP 0573597;DE 0573597;FR 0573597;JP 508149/92;KR 142171;US 5,162,760;US 5,218,329;US 5,250,916;US 5,327,109;US 5,488,335;CA 2114029;FR 9306297;GB 2273393;JP 3205337;KR 115113;CN 93106228.4;US 5,512,866;EP 0706719;DE 0706719;FR 0706719;GB 0706719;CN 95190359.4;US 5,602,518;US 5,721,520;US 5,745,018;EP 0910875;DE 0910875;DK 0910875;FR 0910875;GB 0910875;IE 0910875;JP 505182/98;KR 10-323013;US 5,994,978;US 6,462,629;CN 00810420.4;US 6,559,735;US 6,650,202;US 6,834,429. Other US and foreign patents pending.

Mechanical Drawing

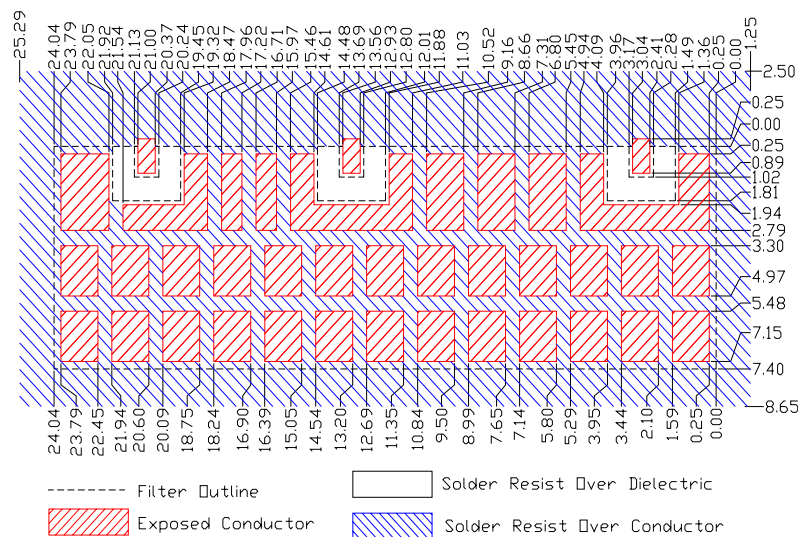


Dim	Nominal (mm)	Tolerance (mm) +/- or max
A	0.25	0.25
B	24.04	max
D	2.72	0.25
E	7.44	0.13
F	10.52	0.13
G	1.02	0.13
H	0.79	0.13
I	0.79	0.13
J	0.89	0.13
K	7.40	max
L	6.56	max
M	4.60	max
N	0.84	0.13

Electrical response



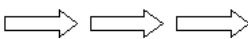
PCB Layout



Packaging and Marking

DIMENSION	UNITS	SPECIFICATION
REEL DIAMETER	mm	330
REEL WEIGHT	kg	2.3 max
REEL QUANTITY	ea.	500

CUSTOMER FEED DIRECTION



Product Marking

